

New!

OEC FLEXIVIEW 8800™

Digital Mobile Imaging System



GE Medical Systems
OEC

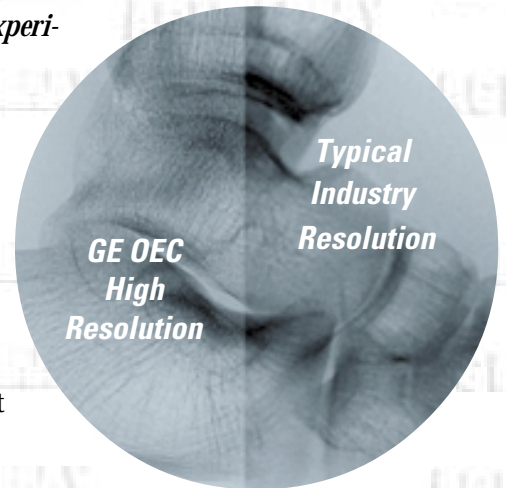
THE OEC FLEXIVIEW 8800™

THE FLEXIBLE & AFFORDABLE CHOICE

The New OEC FlexiView 8800 is the latest mobile fluoroscopy system to join the GE OEC line of innovative X-ray imaging products. Learning from the strength of thousands of systems installed worldwide and years of intraoperative imaging experience, GE OEC has created a flexible and economical mobile C-arm with the high quality imaging technology of our premium platform and the simplicity and maneuverability of a compact point-and-shoot system. Now you can experience superb image quality for your conventional intraoperative imaging needs.

Our Image Quality is Different

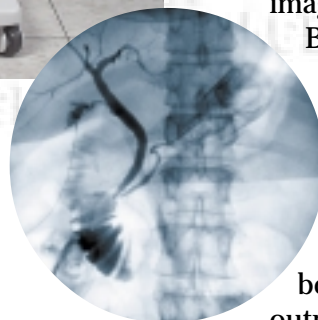
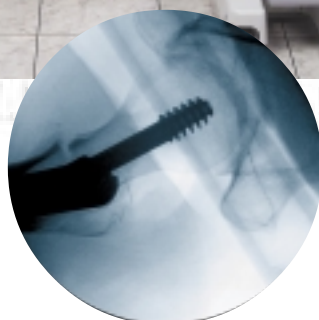
We've captured the best of our high quality imaging technology once preserved only for fixed-room imaging systems and perfected it in a mobile C-arm. These images must be seen to be believed. This true 1k x 1k imaging chain, taken from our premium C-arm, puts powerful digital imaging at your fingertips in a simple, compact point-and-shoot C-arm. When what you need is quality imaging for conventional surgical procedures, this is the C-arm for you.



Clinical Flexibility

The high quality imaging capability and system flexibility of the GE OEC FlexiView 8800 can be used in a variety of conventional surgical procedures. From hip fixations to cholangiograms and discograms, the 45 degree overscan capability of the FlexiView 8800 extends the system functionality to a variety of applications. General and orthopedic surgeons and pain management physicians alike will find this system ideal for their variety of demanding imaging needs.

Because the 8800 has been specifically designed for conventional surgical procedures, it's ideally suited to both inpatient and outpatient settings.





Touchscreen Workstation for Simple Operation

In addition to our high quality imaging capabilities, we've also adapted our unique and intuitive controls to this new imaging system. The OEC FlexiView 8800 touchscreen display and simplified keyboard were designed with the operator in mind. Whether using the touchscreen, hand-held remote control, or footpedal control, the user selects the desired imaging mode then simply depresses the X-ray exposure switch. The OEC FlexiView 8800 will automatically set all imaging parameters to obtain the optimum image...including roadmap and subtraction settings!

In addition to system operation, you can also manage all image processing right from the workstation.

- Easy patient annotation can be achieved quickly from the workstation keyboard either before or during the procedure or for adding clinical notes during post-processing.
- Image Storage and Recall allows you to manage patient files more efficiently, even comparing image records before and after procedures.
- Image archive and documentation enables you to save to a removable image storage media or transfer images over a DICOM connection.

Paper or film hard copies instantly!

The OEC FlexiView 8800 offers an optional on-board instant film and paper printer that provides laser camera quality hardcopy film or high-quality paper prints in various formats. The result...hard copy documentation without the hassle and expense of darkroom film processing.



Superb Maneuverability

This more compact and shorter main-frame makes movements effortless.

Whether moving in and out of operating room doors or through corridors, the FlexiView 8800 is specially designed for easy movement. The compact C-arm design reduces the system length making movement more controlled.

With limited space in the operating room there's a premium on compact positioning. The short front leg extension makes getting around the patient uncomplicated for surgeons and allied professionals.

Never has so much imaging power been packaged in such a compact system. In addition to its lightweight design, the easy-glide wheels and ergonomically designed handle grips make steering effortless.

Image Quality, Maneuverability and Simplicity

OEC FLEXIVIEW 8800™ Digital Mobile Imaging System



- *1k x 1k x 16 bit image processing*
- *Touchscreen controls*
- *AutoTrak™ ABS control*
- *Removable digital image storage (static and dynamic)*
- *Instant laser quality film printer*
- *Integrated DICOM connectivity*
- *Infra-red remote control*



Configuration options

Orthopedics, General Surgery

8800 GSP, ESP

- *For orthopedics, general surgery, GI, pain management and other general applications.*

y from the leader you can trust.

- *1k x 1k full-frame capture CCD camera*
- *Back-lit bilateral control panels and handswitch*
- *PreView™ collimation*
- *Full power from a 230V, 10 amp line (115V, 15 amp)*
- *Iso-centric C-Arm positioning*



Vascular

8800 Vascular - 8, 12, 25 F/S

- *For vascular surgery and interventional vascular applications.*

PreView™ Collimation

Dose saving on-screen collimator indicators

Simply touching the OEC FlexiView 8800 collimator controls displays the position of the collimator shutters or iris. All adjustments, including collimator rotation and orientation can be made without making an X-ray exposure.



**Iris
Collimation**

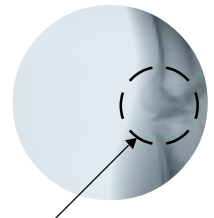
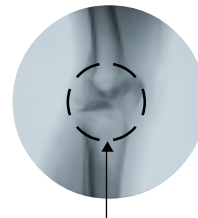


**Dual-Leaf
Collimation**

Autotrak™

The end of burned-out or dark images

What happens when the subject anatomy is positioned away from the center of the imaging field or is poorly collimated in a conventional fluoroscopy system? Image burn-out? Dark images? Not with the OEC FlexiView 8800. This problem is eliminated with AutoTrak™.



Invisible AutoTrak™ sampling window moves with the anatomy, ensuring excellent images regardless of collimation or centering

Digital Zoom and Roam

Digital zoom provides area-of-interest image magnification. Better images, better visualization of the area of interest...two more advantages of the OEC FlexiView 8800 high quality imaging system.

Real-time edge enhancement

The OEC FlexiView 8800 real-time edge enhancement function improves anatomic edge definition continuously during live fluoroscopy.

VALUE OF A LEADER

The decision to purchase a OEC FlexiView 8800 system to handle your wide variety of clinical needs is not only efficient, but financially sound. The low, long-term operation costs of the OEC FlexiView 8800, along with our philosophy of easy upgrades, protects you against obsolescence, and makes your decision affordable. Because we are known for our clinical versatility and superior images, your decision to provide reliable imaging with the OEC FlexiView 8800 translates into improved results, increased utilization and shorter operation times, making your OEC FlexiView 8800 purchase one of the safest decisions you'll ever make.



World-Class Products, Training & Service

Quality, Reliability, Plus Dependable Service

GE products are designed and manufactured to provide outstanding performance and reliability during normal use. In the event you need service help, we have created several different levels of service and support to ensure that your system is ready when you need it while still meeting your budget. You can select from a range of service options. Either assume the entire maintenance of your system, contract to train your own medical staff, or choose a variety of options in between.

Clinical Support and Training

OEC Understands Your Needs

Clinical operator training is included with each and every OEC FlexiView 8800. A GE Clinical Imaging Specialist will be on site upon installation of your OEC FlexiView 8800 and will remain with your staff for in-service instruction.



Worldwide Sales and Service

GE OEC Medical Systems, Inc. has achieved ISO-9001 or ISO-9002 registration for all of its facilities. This significant accomplishment provides you with the assurance of our commitment to the highest quality standards accepted by the worldwide community.

GE OEC products carry the following safety approvals:





Your partner in Imaging

100 years of combined imaging experience sets the GE line of OEC surgery products apart from all the rest. A mobile imaging system is a long term investment that warrants long term value. Value you can trust to a proven market leader. Our exceptional product quality and worldwide customer support includes premium service and training that carries the assurance your patients will receive the very best.



GE Medical Systems

We bring good things to life.

General Electric reserves the right to make changes in specifications and features shown herein, or discontinue the product described at any time without notice or obligation. Contact your GE Representative for the most current information.

© 2001 General Electric Company

LR-880002-01

gemedicalsystems.com

GE OEC Medical Systems – Americas
Phone 801-328-9300 Fax 801-328-4300
384 Wright Brothers Drive, Salt Lake City, Utah 84116 U.S.A.
Internet – <http://www.oecmed.com>

GE Medical Systems – Europe: Fax 33-1-30-70-94-35
Paris, France

GE Medical Systems – Asia:
Tokyo, Japan – Fax: +81-452-85-5490
Hong Kong – Fax: +852-2559-3588